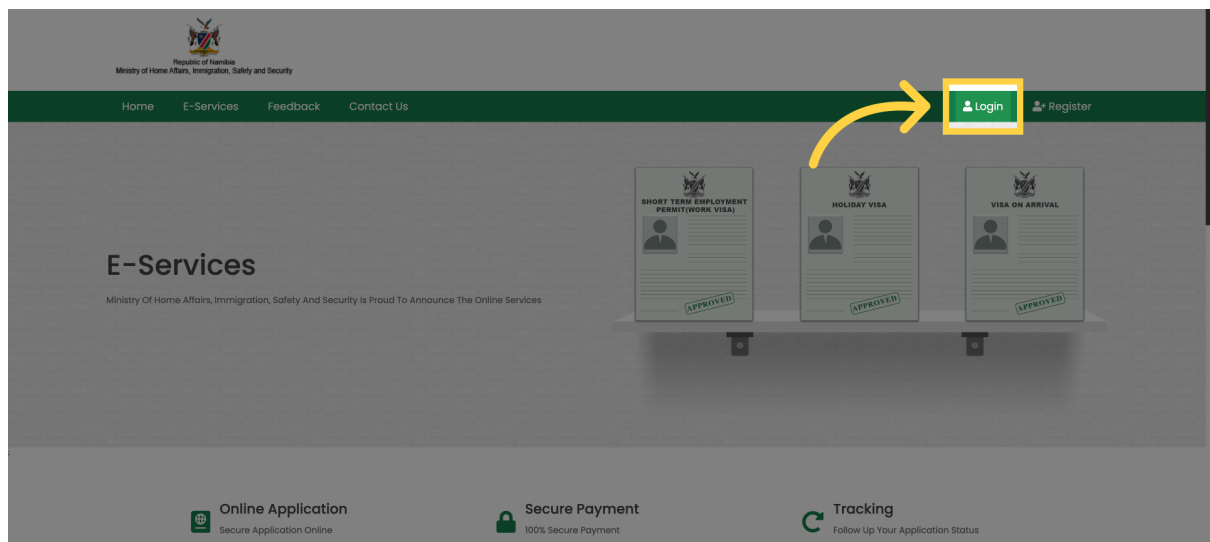


# E-Services: Visa on Arrival

The E-Services Platform: Visa on Arrival feature offers travelers a streamlined application experience. By simplifying the visa application process, it removes the complications associated with traditional methods, all while adhering to rigorous security standards. This allows users to concentrate on what truly matters: planning their journeys.

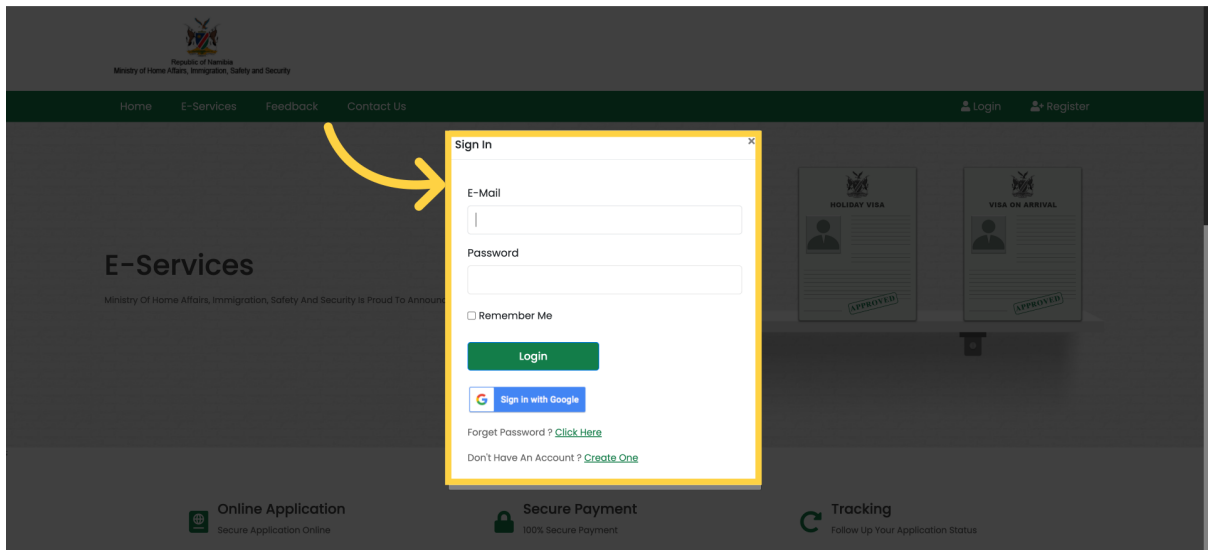
## 1. Click "Login"

Begin your journey by logging into your E-Services account, ensuring secure access to your Visa on Arrival application.



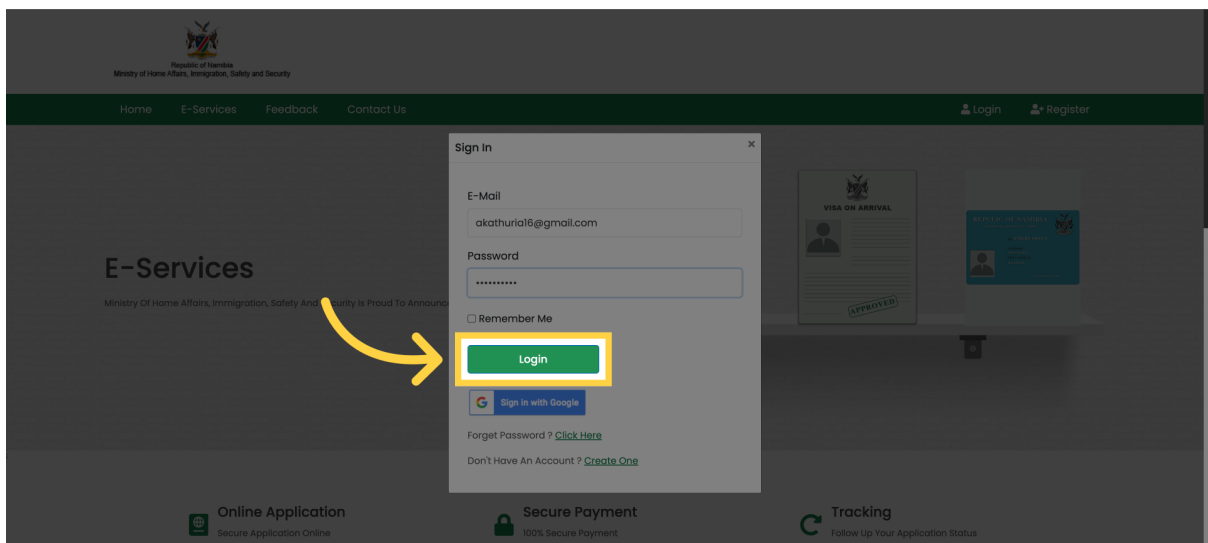
## 2. Sign In with your account

Log in to your account or create a new one with us.



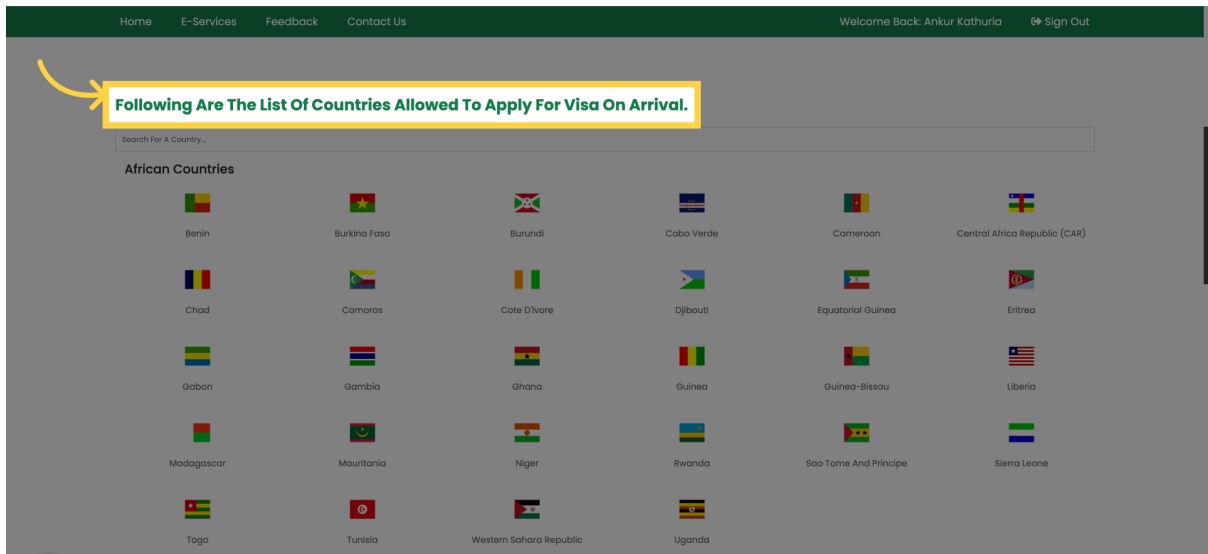
### 3. Click "Login"

Finalizing your login grants you access to all features tailored for your Visa application needs.




### 4. Following are the list of countries allowed to apply for Visa on Arrival.

Review the list of countries eligible for Visa on Arrival, ensuring your country qualifies.



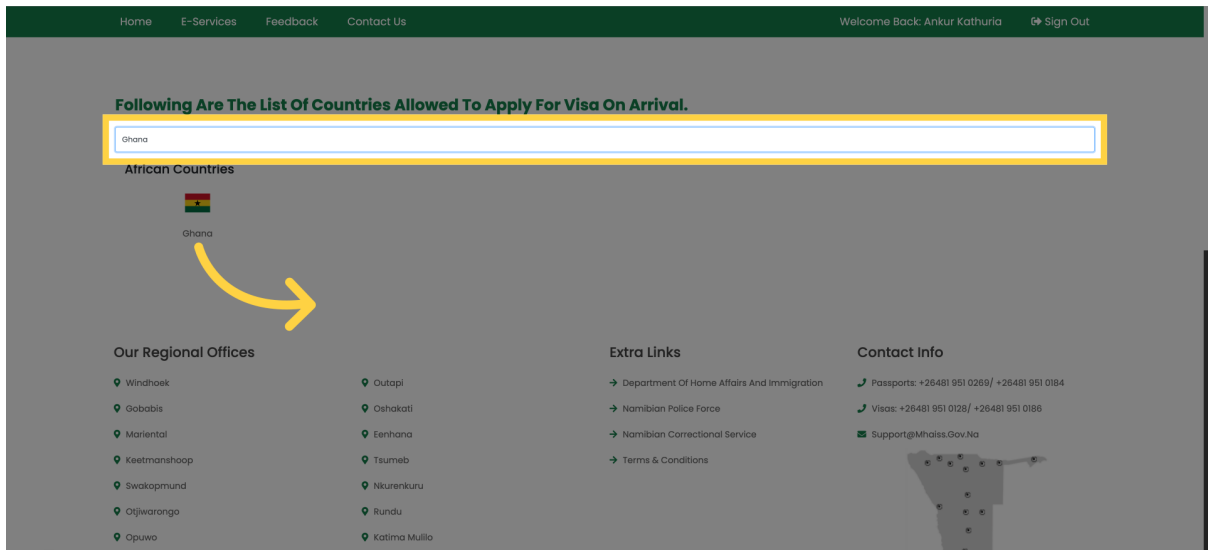
## 5. Click "Search for a country..."

Utilize the search feature to quickly find the countries that are eligible for Visa on Arrival.



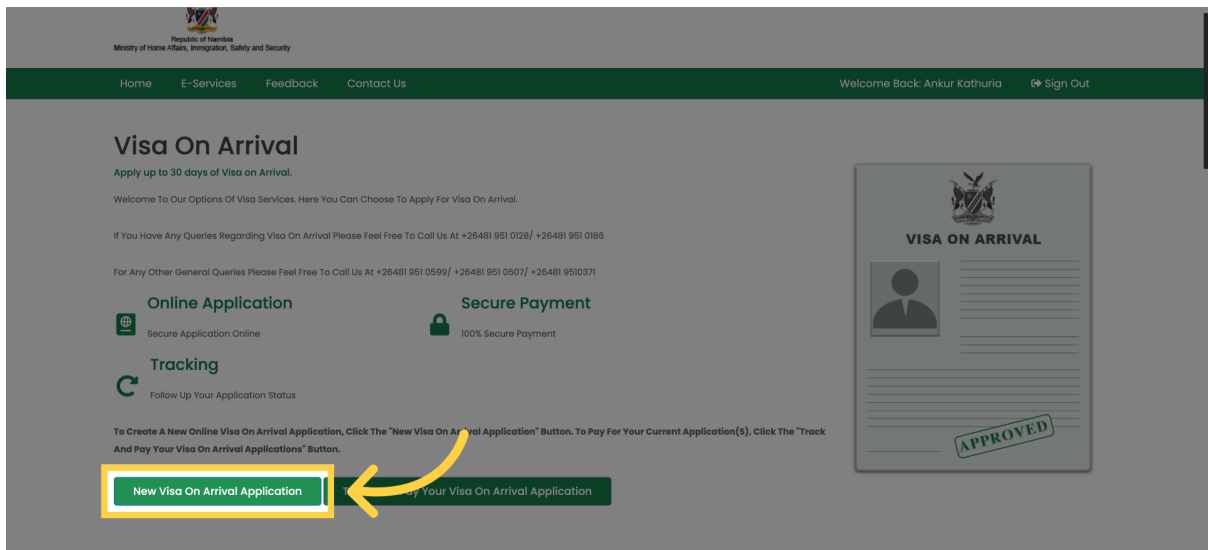
## 6. For Example "Ghana"

For instance, Ghana is one of the eligible countries.



## 7. Click "New Visa on Arrival Application"

Initiate a new Visa on Arrival application to get started on your travel plans.



## 8. Fill in the "Application for a Visa on Arrival"

Please fill out the simple form.

### APPLICATION FOR A VISA ON ARRIVAL

#### PARTICULARS OF APPLICANTS

First Name *	Surname *	Previous Surnames
<input type="text"/>	<input type="text"/>	<input type="text"/>
Marital Status *	Please Select	
Gender *	Date Of Birth *	
Please Select	dd/mm/yyyy	
Country Of Birth *	Place Of Birth *	
Please Select	<input type="text"/>	
Citizenship (The Passport You Currently Hold And Using For Applying This Visa. Only The Countries Listed Are Allowed To Apply For Visa On Arrival) *	Passport Number *	
Please Select	<input type="text"/>	
Place Of Issue *		

## 9. Upload the required document and tick the declaration

Continue with your application by uploading your passport photo and a scanned copy of your passport. Please tick to confirm the declaration and proceed.

Home	E-Services	Feedback	Contact Us	Welcome Back: Ankur Kathuria	Sign Out
------	------------	----------	------------	------------------------------	----------

#### REQUIRED DOCUMENTS TO UPLOAD

Choose Your Passport Photo, Minimum Size Requirement is 300 KB \*

No file chosen

Upload Your Scan Copy Of Passport In PDF Format, Maximum Size Requirement is 2MB \*

No file chosen

DECLARATION OF APPLICANT: CONFIRM THAT:

I Have No Objection To Taking The Prescribed Oath Or Affirmation And I Consider The Prescribed Oath Or Affirmation To Be Binding On My Conscience.

I Swear That The Contents Of This Declaration Are True.

I Truly Affirm That The Contents Of This Declaration Are True.

Tick To Confirm The Declaration \*

All Fields Marked With \* Are Mandatory

## 10. Click "Proceed"

Continue with your application, moving forward towards your travel goals.

Home E-Services Feedback Contact Us Welcome Back: Ankur Kathuria Sign Out

REQUIRED DOCUMENTS TO UPLOAD

Choose Your Passport Photo, Minimum Size Requirement is 300 KB \*

Choose file No file chosen

Upload Your Scan Copy Of Passport In PDF Format, Maximum Size Requirement is 2MB \*

Choose file No file chosen

DECLARATION OF APPLICANT: CONFIRM THAT:

I Have No Objection To Taking The Prescribed Oath Or Affirmation And I Consider The Prescribed Oath Or Affirmation To Be Binding On My Conscience.

I Swear That The Contents Of This Declaration Are True.

I Truly Affirm That The Contents Of This Declaration Are True.

Tick To Confirm The Declaration \*

**Proceed** Cancel

All Fields Marked With \* Are Mandatory

## 11. Once your Application is Approved

Once your application is approved, you will receive a notification at the registered email address and prompting you to make a payment. In the meantime, feel free to click the icon indicated to download your Approval Notice.








Republic of Namibia  
Ministry of Home Affairs, Immigration, Safety and Security

Home E-Services Feedback Contact Us Welcome Back: Ankur Kathuria Sign Out

TRACKING AND PAY YOUR APPLICATION ONLINE

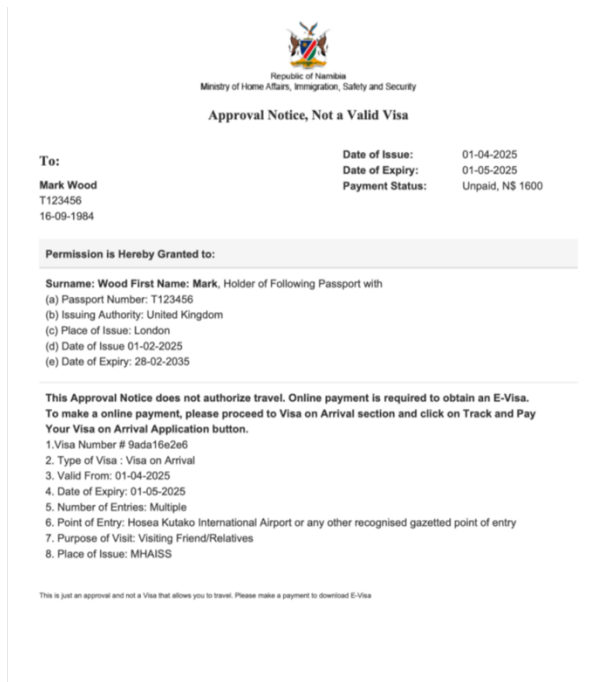
Show ▾ Entries

Copy CSV Excel PDF Print Search:

Ref #	Full Name	Gender	Passport Number	Citizenship	Date Of Birth	Status	Action
E97e7ee27a	Kathuria Ankur	Male	A123456	Argentina	1992-07-16	Visa Approved, Please Make A Payment	
D43628588b	Kathuria Ankur	Male	U123456	United Kingdom	1984-09-16	Visa Approved, Please Make A Payment	
Cf88f146fa	Kathuria Ankur	Male	T123456	Argentina	1990-01-01	Visa Approved, Please Make A Payment	
8lee64a46c	Kathuria Ankur	Male	P123456	Poland	1984-09-16	Visa Approved, Please Make A Payment	
A52fb5f821	ABDALLAH JAMILA	Male	T123456	Ghana	1971-03-15	Visa Declined	
9ada16e2e6	Wood Mark	Male	T123456	United Kingdom	1984-09-16	Visa Approved, Please Make A Payment	
8af799ef19	Wood Mark	Male	G123456	Ghana	1989-09-16	Visa Issued, Payment Successful	
4a3fc2d744	ABDALLAH JAMILA	Male	78PM589	Ghana	1971-03-15	Visa Declined	
322240f66	ABDALLAH JAMILA	Male	78PM589	Argentina	1971-03-15	Visa Declined	
0011509a6d	Kathuria Ankur	Male	U093098	United Kingdom	1987-09-10	Visa Approved, Please Make A Payment	

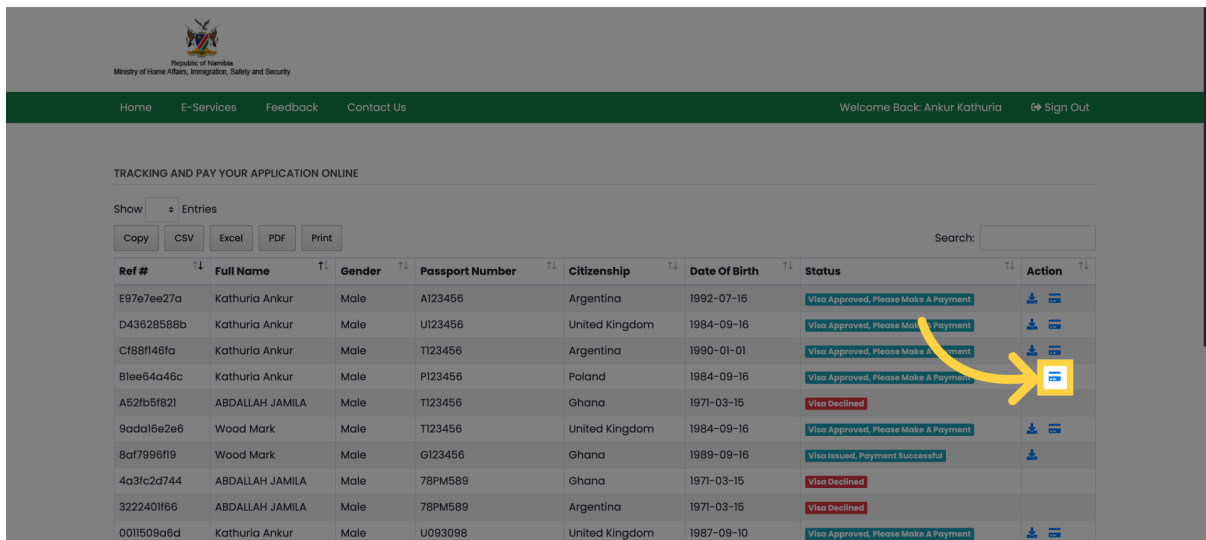
## 12. Approval Notice

This notice confirms that your application has been successful. However, please note that you must make an online payment to receive your E-Visa. The Approval Notice you have received is not a valid E-Visa.



### 13. Once your Application is Approved: Click on Card Icon

After your application has been approved for payment, simply click on the card icon.



### 14. Once the Payment is done

After completing your payment, simply click on the designated icon to download your E-Visa.

Ref #	Full Name	Gender	Passport Number	Citizenship	Date of Birth	Status	Action
E97e7ee27a	Kathuria Ankur	Male	A123456	Argentina	1992-07-16	Visa Approved, Please Make A Payment	
D43629588b	Kathuria Ankur	Male	U123456	United Kingdom	1984-09-16	Visa Approved, Please Make A Payment	
Cf88f146fa	Kathuria Ankur	Male	T123456	Argentina	1990-01-01	Visa Approved, Please Make A Payment	
81ee64a46c	Kathuria Ankur	Male	P123456	Poland	1984-09-16	Visa Approved, Please Make A Payment	
A52fb5f821	ABDALLAH JAMILA	Male	T123456	Ghana	1971-03-15	Visa Declined	
9ada16e2e6	Wood Mark	Male	T123456	United Kingdom	1984-09-16	Visa Approved, Please Make A Payment	
8af7996f19	Wood Mark	Male	G123456	Ghana	1989-09-16	Visa Issued, Payment Successful	
4a3fc2d744	ABDALLAH JAMILA	Male	78PM589	Ghana	1971-03-15	Visa Declined	
322240f166	ABDALLAH JAMILA	Male	78PM589	Argentina	1971-03-15	Visa Declined	
001f509a6d	Kathuria Ankur	Male	U093098	United Kingdom	1987-09-10	Visa Approved, Please Make A Payment	

## 15. Your E-Visa

Welcome to your E-Visa! This document features a QR code that can be easily scanned by any immigration or flight personnel to verify its authenticity using a smartphone. Additionally, please take note of the Namibia Entry Checklist to ensure you have everything you need for a hassle-free travel experience.

**Republic of Namibia**  
Ministry of Home Affairs, Immigration, Safety and Security

**E-Visa**

To: **Mark Wood**  
G123456  
16-09-1989

Date of Issue: 14-02-2025  
Date of Expiry: 16-03-2025  
Payment Status: Paid, N\$ 1200

Permission is Hereby Granted to:

Surname: **Wood** First Name: **Mark**, Holder of Following Passport with

- Passport Number: G123456
- Issuing Authority: Ghana
- Place of Issue: Accra
- Date of Issue 01-02-2025
- Date of Expiry: 28-02-2035

to Proceed to the Republic of Namibia Subject to the Following Conditions:

1. Visa Number # 8af7996f19
2. Type of Visa : E-Visa
3. Valid From: 14-02-2025
4. Date of Expiry: 16-03-2025
5. Number of Entries: Multiple
6. Point of Entry: Hosea Kutako International Airport or any other recognised gazetted point of entry
7. Purpose of Visit: Visiting Friend/Relatives
8. Place of Issue: MHAISS

**Further Conditions: Namibia Entry Checklist**  
We're excited to welcome you to Namibia! For a smooth arrival, have these essentials ready:

- **E-Visa** - You must come in with a printed copy of your E-Visa.
- **Passport** - Valid for at least 6 months with 3 blank pages.
- **Return Ticket** - Proof of onward travel (if required).
- **Health Insurance** - Coverage for medical expenses.
- **Accommodation** - Hotel booking or host invitation.
- **Funds** - Proof of financial means for your stay.
- **Travelling with Kids?** - Full birth certificate and parental consent letter (if applicable).

Ensure you meet these requirements for a hassle-free entry. Enjoy your stay in Namibia!

By utilizing the new Visa on Arrival feature within E-Services, travellers will experience a streamlined application process, faster approvals, and enhanced communication. This innovation not only saves time but also empowers travellers to embark on their adventures with confidence and ease.